


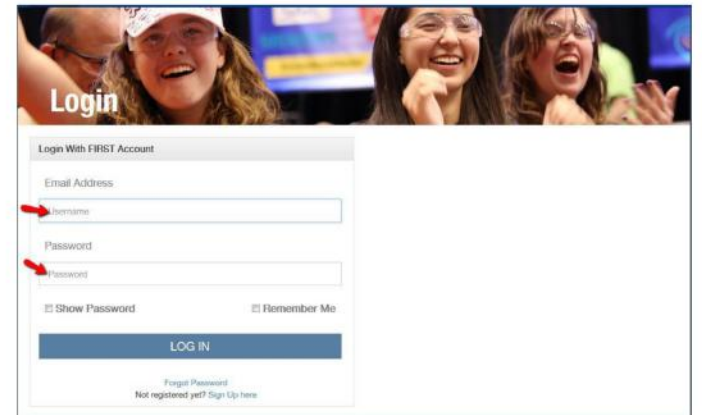
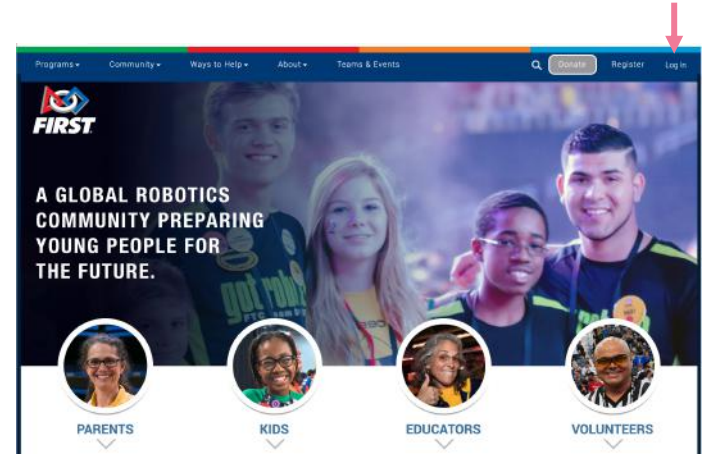
Registration

TEAM 8027



STEP 1: Pre-Register a Team

- FIRST Registration opens in May on your FIRST Inspires Dashboard (<https://www.firstinspires.org/>), shortly after World Championships
- When you register a FIRST Robotics Competition Team, you will be assigned a temporary team number
- You do not have to pay anything at that time
- Make sure that your adult coaches complete the Youth Protection (YPP) screening



Step 2: Event Registration

- In mid-September, teams who have completed the pre-registration process can select events for their first Regional or District event.
- **You must meet the following criteria:**
 - Two adult coaches with completed Dashboard profiles and completed Youth Protection Screenings
 - Completed Team Profile
- You do not need to pay for your registration prior to selecting events. Payment is due in mid-November for the first event.
- You determine the preference order and you can add as many events as you like to your preference list, but will only be assigned to one event in the end
- Assignments are based on a lottery system. Each team is assigned a random number and then their request is fulfilled from low to high.
- **[Rookie Tip]** When you are accepted to your first event, a rookie team will get assigned your permanent team number

The screenshot displays a dashboard with four main sections:

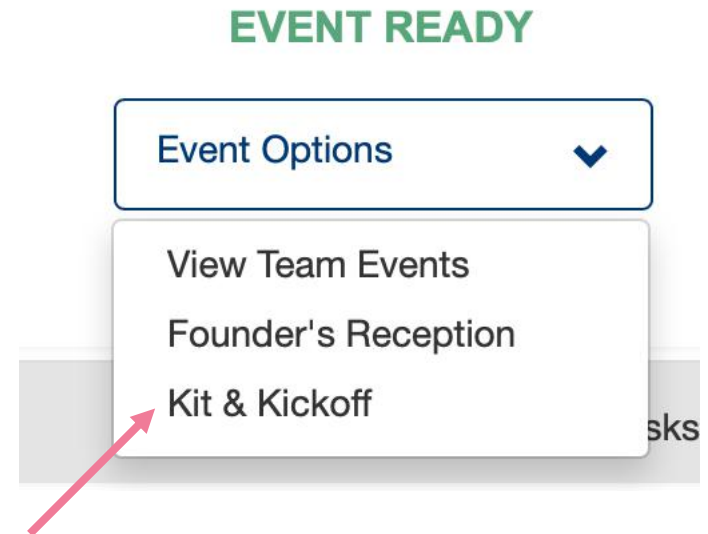
- Team Options:** Includes buttons for Outstanding Tasks, Team Information, Payment & Product, and Certificates & Awards.
- Team Finances:** Shows Balance Due (\$6,000.00), Payment to FIRST (\$0.00), Funds & Grants (\$0.00), and Credits (\$0.00). A Finance Options button is at the bottom.
- Team Contacts/Roster:** Lists Primary Contacts (2), Youth Members (0), Other Contacts (0), and Invite Contacts. A Contact Options button is at the bottom.
- Team Events:** Shows "No registered events" and a dropdown menu with options: View Team Events, Founder's Reception, Kit & Kickoff, and Event Options. A red arrow points to the "View Team Events" option.

Step 3: Second Event Registration

- Teams who want to attend a second event can register in mid-October
- The process is the same as the first event
- However, each team's request is fulfilled from high to low based on their random number.
- You do not pay for the event when you register. Payment for this second event is due at the end of January.
- **[Rookie Tip]** Going to two events can be useful. It gives the students and mentors an opportunity to learn and iterate. However, it does add another \$4000 to your budget.

Step 4: Kit and Kickoff Registration

- Teams receive a kit of parts
- If you attend a local kickoff event, you can arrange to have this kit delivered there for you to collect in person
- If not, you can arrange to have them shipped to you for a fee
- This registration also appears on the Dashboard



About the Kit of Parts

- Veterans may opt out of getting kit of parts drive base in exchange for Andy Mark credits. The deadline is usually early October.
- **[Rookie Tip]** Rookies receive more material materials with their kit of parts (e.g. electronics, laptop) than a veteran team. Hence, your first event registration cost is \$1000 more than a veteran team.
- **[Rookie Tip]** Take a look at past years' kit of parts to get an idea about what you will receive as part of registration. Some details vary from year to year but this will help you budget and avoid duplicate purchases. (e.g. https://www.firstinspires.org/sites/default/files/uploads/resource_library/frc/game-and-season-info/archive/2019/2019-kop.pdf).
- Teams should also see the lesson on FIRST Choice to plan on what equipment is available as part of registration.



Step 5: Unrestricted Event Registration

- Once all teams have had a chance to register, the system opens up for additional events at the end of October

Step 6: World Championship Registration

- If your team qualifies for World Championships, you will receive an email within a few days of the completion of your event.
- You have to register and make payment arrangements within 2 days.

Costs

- Costs vary depending on if you compete in a Regional or in a District
- There are also variations by District
- Pricing Information and Payment Deadlines are available here:
<https://www.firstinspires.org/robotics/frc/pricing-and-payment>

Useful Links

- Event Registration:
 - <https://info.firstinspires.org/hubfs/team-blasts/2020-event-registration-faq.pdf>
- Pricing and Payment:
 - <https://www.firstinspires.org/robotics/frc/pricing-and-payment>
- Event Preference System:
 - https://www.firstinspires.org/sites/default/files/uploads/resource_library/frc/registration/event-preference-system-user-guide.pdf

Credits

- This lesson was written by FRC 8027 for FRCTutorials.com
- You can contact the author at team@droidsrobotics.org



- More lessons for FIRST Robotics Competition are available at www.FRCTutorials.com



This work is licensed under a [Creative Commons Attribution-NonCommercial-ShareAlike 4.0 International License](https://creativecommons.org/licenses/by-nc-sa/4.0/).